

DC / DC POWER SUPPLY
with very high insulation voltage

SW32 - 24D35U



$V_{in} = 24\text{ V}$
 $V_{out} = 35\text{ V}$
 $V_{iso} = 32\text{ kV}$
 $P_{max} = 100\text{ W}$

Siebel
Elektronik GmbH

Datasheet Revision D

09.05.2017

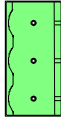
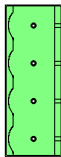
APPLICATIONS

- Auxiliary power supply for high voltage power semiconductors (IGCTs from ABB)
- Serially connected high voltage power semiconductors
- DC and AC (65 kHz) Output voltage, connector on the top of the device

ELECTRICAL DATA

PARAMETER	TEST CONDITIONS	MIN	TYP	MAX	UNIT
Input Voltage V_{in}	DC voltage	23	24	25	V
Output Voltage V_{out}	DC voltage, Load: 2 W to 80 W	28	35	40	V
Max. Output Power P_{max}	$V_{in} = 24\text{V}$	80	100		W
Input Power	$P_{out} = 80\text{ W}$, $V_{in} = 24\text{V}$		95	98	W
Insulation Voltage output to ground V_{iso}	50 Hz AC voltage, 30 s, without partial discharge ($< 10\text{pC}$)	30	32		kV
Insulation Capacitance	output to ground		20		pF
Basic Insulation Level (BIL)	1,2 μs /50 μs , 15 pulses each polarity	150			kV
Max. dv/dt (Insulation)	ground connection at base plate			25	kV/ μs
Short Circuit Time	output shortened	1			min
Ambient temperature	max. load of 80W	-20		50	$^{\circ}\text{C}$
Storage temperature		-20		70	$^{\circ}\text{C}$

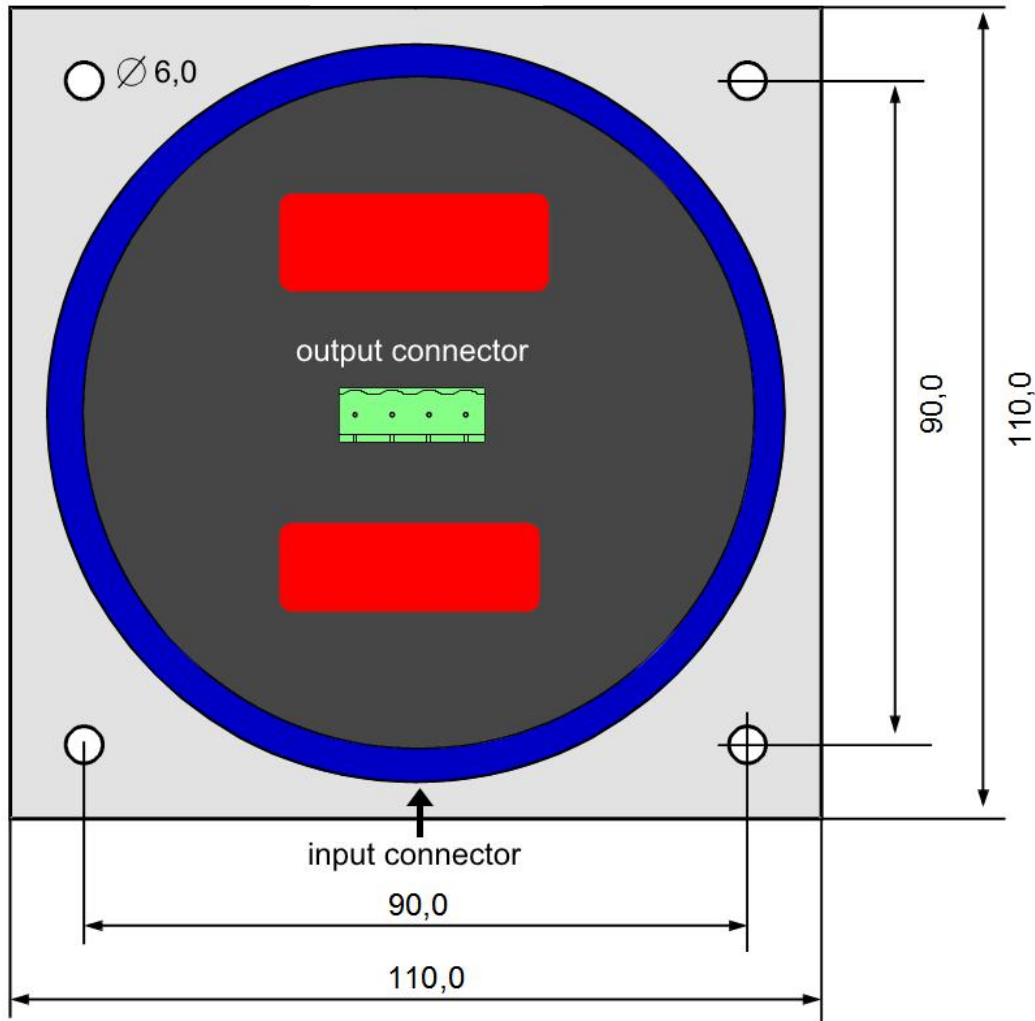
CONNECTION DATA

Input Connector Phoenix 1926028		1 = Ground (earth) 2 = Input voltage + 3 = Input voltage -
Output Connector Phoenix 1755752		1 = AC Output voltage ~ 2 = DC Output voltage - 3 = DC Output voltage + 4 = AC Output voltage ~

INSTALLATION INSTRUCTIONS

- It is important to make a low inductive ground (earth) connection.
- The environment must be clean and dry. Excessive temperature should be avoided.
- For supply of IGCT gate units the DC output has to be used.

DIMENSIONS



PARAMETER	TYP	UNIT
Height	148	mm
Creepage distance output to input side (earth)	210	mm
Weight	1600	g

IMPORTANT NOTICE

Siebel Elektronik GmbH reserves the right to change specifications without notice. Siebel Elektronik GmbH does not provide a guarantee regarding the suitability of this product for any particular purpose. Mounting only by technical experts.